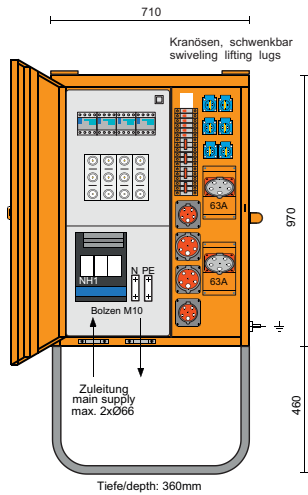


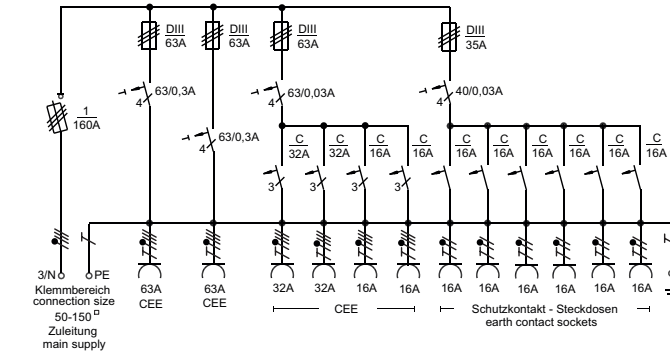
# STROMVERTEILER VERTEILERSCHRÄNKE

Typ **M-VEV 160/222-6/V4/S1**

Bestell-Nr. **MZ 69054**

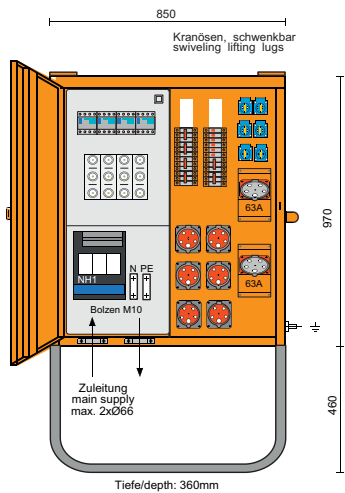


	FI	LSS	Steckdosen	
Anschlussleistung 111 kVA	1 FI 40/0,03A	2 LSS 16A 3p-C	2 CEE-Dosen	16A 5p 400V
	1 FI 63/0,03A	2 LSS 32A 3p-C	2 CEE-Dosen	32A 5p 400V
	2 FI 63/0,3A	6 LSS 16A 1p-C	2 CEE-Dosen	63A 5p 400V
			6 Schutzk.SD	16A 250V

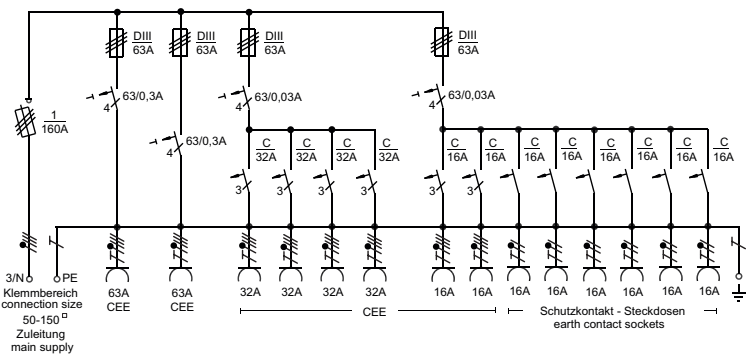


Typ **M-VEV 160/242-6/V4/S1**

Bestell-Nr. **MZ 69215**

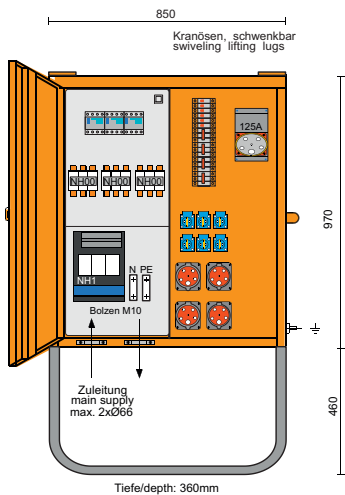


	FI	LSS	Steckdosen	
Anschlussleistung 111 kVA	2 FI 63/0,03A	2 LSS 16A 3p-C	2 CEE-Dosen	16A 5p 400V
	2 FI 63/0,3A	4 LSS 32A 3p-C	4 CEE-Dosen	32A 5p 400V
		6 LSS 16A 1p-C	2 CEE-Dosen	63A 5p 400V
			6 Schutzk.SD	16A 250V



Typ **M-VEV 250/2201-6/V3/S1**

Bestell-Nr. **MZ 69056**



	FI	LSS	Steckdosen	
Anschlussleistung 173 kVA	1 FI 40/0,03A	2 LSS 16A 3p-C	2 CEE-Dosen	16A 5p 400V
	1 FI 63/0,03A	2 LSS 32A 3p-C	2 CEE-Dosen	32A 5p 400V
	1 FI 125/0,5A	6 LSS 16A 1p-C	1 CEE-Dose	125A 5p 400V
			6 Schutzk.SD	16A 250V

