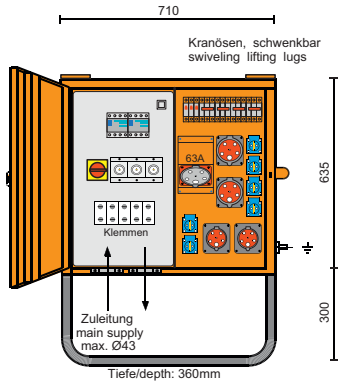
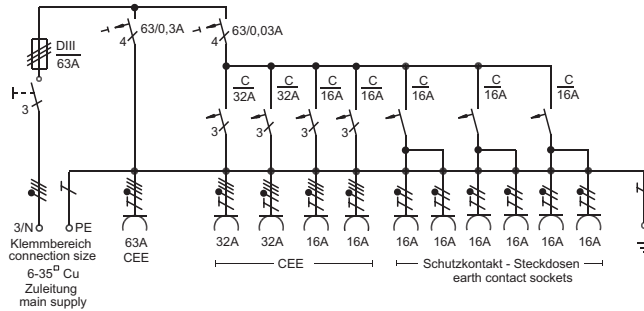


STROMVERTEILER VERTEILERSCHRÄNKE

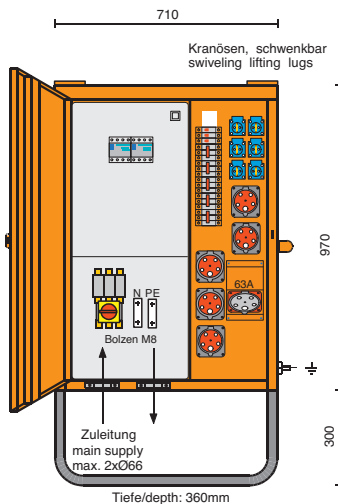
Typ **M-VEV 63/221-6/V2** Bestell-Nr. **MZ 69210**



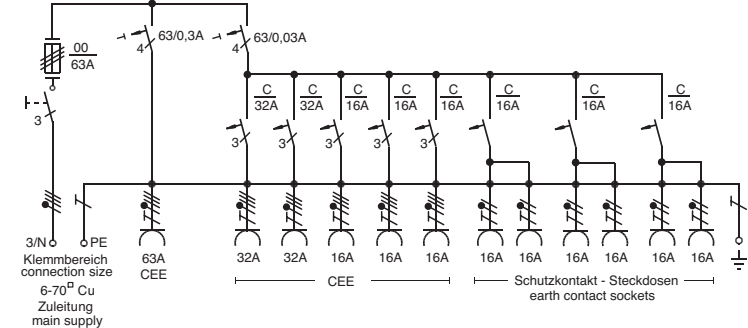
	FI	LSS	Steckdosen	
Anschlussleistung 44 kVA	1 FI 63/0,03A 1 FI 63/0,3A	2 LSS 16A 3p-C 2 LSS 32A 3p-C 3 LSS 16A 1p-C	2 CEE-Dosen 2 CEE-Dosen 1 CEE-Dose 6 Schutzk.SD	16A 5p 400V 32A 5p 400V 63A 5p 400V 16A 250V



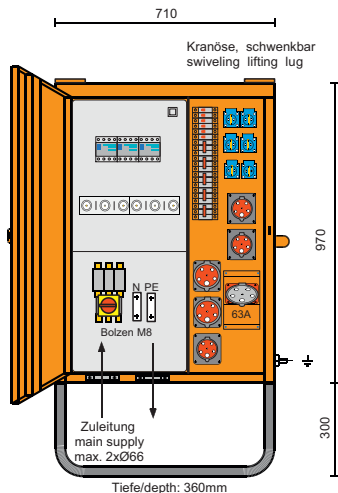
Typ **M-VEV 63/321-6/V2** Bestell-Nr. **MZ 69050**



	FI	LSS	Steckdosen	
Anschlussleistung 44 kVA	1 FI 63/0,03A 1 FI 63/0,3A	3 LSS 16A 3p-C 2 LSS 32A 3p-C 3 LSS 16A 1p-C	3 CEE-Dosen 2 CEE-Dosen 1 CEE-Dose 6 Schutzk.SD	16A 5p 400V 32A 5p 400V 63A 5p 400V 16A 250V



Typ **M-VEV 80/321-6/V3** Bestell-Nr. **MZ 69051**



	FI	LSS	Steckdosen	
Anschlussleistung 55 kVA	1 FI 40/0,03A 1 FI 63/0,03A 1 FI 63/0,3A	3 LSS 16A 3p-C 2 LSS 32A 3p-C 6 LSS 16A 1p-C	3 CEE-Dosen 2 CEE-Dosen 1 CEE-Dose 6 Schutzk.SD	16A 5p 400V 32A 5p 400V 63A 5p 400V 16A 250V

