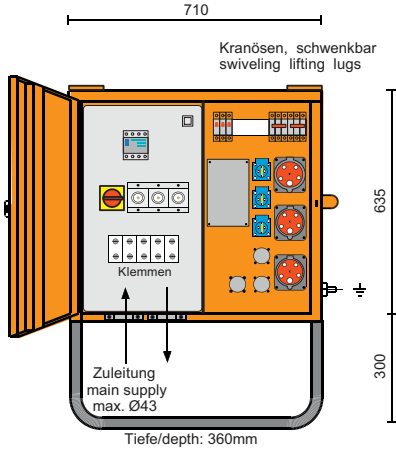
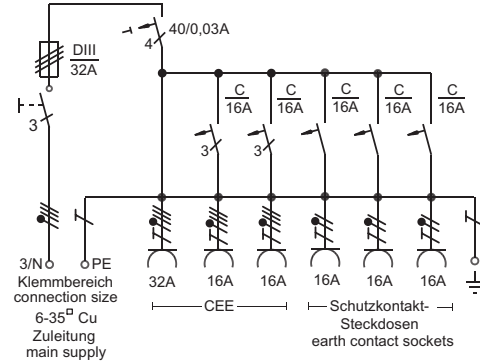


STROMVERTEILER VERTEILERSCHRÄNKE

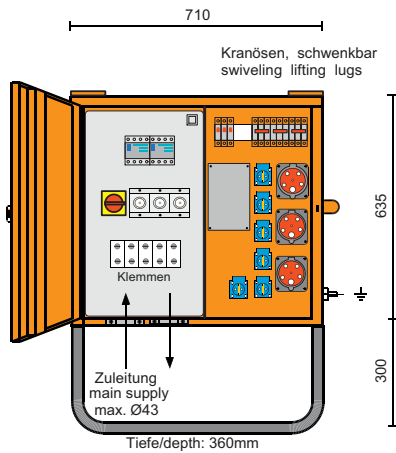
Typ **M-VEV 35/21-3/V1** Bestell-Nr. **MZ 69040**



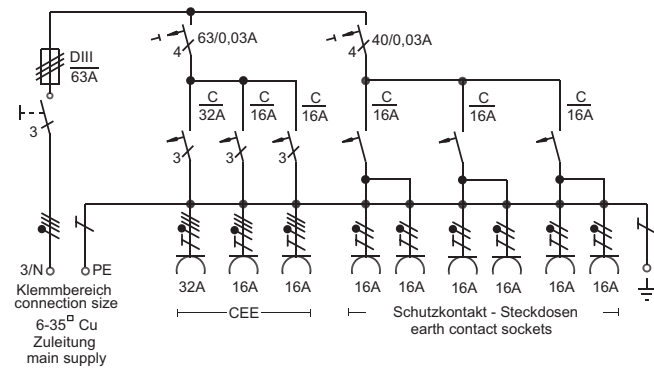
| | FI | LSS | Steckdosen |
|--------------------------|---------------|----------------------------------|---|
| Anschlussleistung 24 kVA | 1 FI 40/0,03A | 2 LSS 16A 3p-C 3 LSS 16A 1p-C | 2 CEE-Dosen 1 CEE-Dose 3 Schutzk.SD 16A 5p 400V 32A 5p 400V 16A 250V |



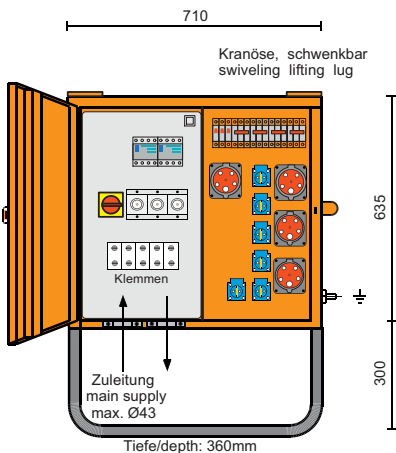
Typ **M-VEV 63/21-6** Bestell-Nr. **MZ 69043**



| | FI | LSS | Steckdosen |
|--------------------------|--------------------------------|--|---|
| Anschlussleistung 44 kVA | 1 FI 40/0,03A 1 FI 63/0,03A | 2 LSS 16A 3p-C 1 LSS 32A 3p-C 3 LSS 16A 1p-C | 2 CEE-Dosen 1 CEE-Dose 6 Schutzk.SD 16A 5p 400V 32A 5p 400V 16A 250V |



Typ **M-VEV 63/22-6** Bestell-Nr. **MZ 69775**



| | FI | LSS | Steckdosen |
|--------------------------|--------------------------------|--|--|
| Anschlussleistung 44 kVA | 1 FI 40/0,03A 1 FI 63/0,03A | 2 LSS 16A 3p-C 2 LSS 32A 3p-C 3 LSS 16A 1p-C | 2 CEE-Dosen 2 CEE-Dosen 6 Schutzk.SD 16A 5p 400V 32A 5p 400V 16A 250V |

